

**LED Pockets - Sirius - Freestanding (A3 Landscape Versions)**



**A3 Landscape - (1x Pocket)**

1x LED + (Base or Pedestal) + 1x Transformer

Measurements:

Overall = W515 x H1114 x Depth 390mm

Floor to Bottom Panel = H470mm

Weight = 15kgs (approx)



**A3 Landscape - (2x Pocket)**

2x LEDs + (Base or Pedestal) + 1x Transformer

Measurements:

Overall = W515 x H1114 x Depth 390mm

Floor to Bottom Panel = H390mm

Weight = 20kgs (approx)



**A3 Landscape - (4x Pocket)**

4x LEDs + (Base or Pedestal) + 1x Transformer

Measurements:

Overall = W1010 x H1114 x Depth 390mm

Floor to Bottom Panel = H390mm

Weight = 30kgs (approx)



**<< Pedestal Base**

**Solid Base >>**

Supplied in Black + Silver + White



**LED Pockets - Sirius - Freestanding (A4 Portrait Versions)**



**A4 Portrait - (4x Pocket)**

4x LEDs + (Base or Pedestal) + 1x Transformer

**Measurements:**

Overall = W590 x H1114 x Depth 390mm

Floor to Bottom Panel = H470mm

Weight = 20kgs (approx)



**A4 Portrait - (6x Pocket)**

6x LEDs + (Base or Pedestal) + 1x Transformer

**Measurements:**

Overall = W855 x H1114 x Depth 390mm

Floor to Bottom Panel = H470mm

Weight = 40kgs (approx)



**Mixed (A3L + A4P - (6x Pocket)**

6x LEDs + (Base or Pedestal) + 1x Transformer

**Measurements:**

Overall = W1065 x H1114 x Depth 390mm

Floor to Bottom Panel = H470mm

Weight = 45kgs (approx)



**<< Pedestal Base**

**Solid Base >>**

Supplied in Black + Silver + White



**LED Pockets - Sirius - Freestanding (A4 Portrait Versions)**



**A4 Portrait - (8x Pocket)**

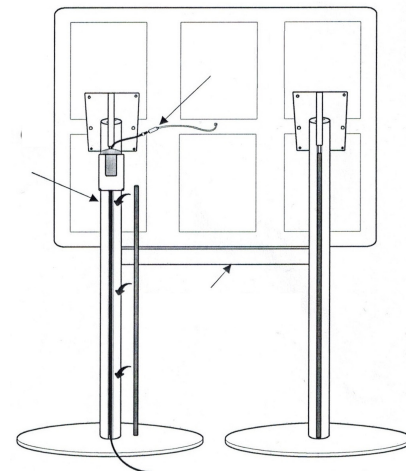
6x LEDs + (Base or Pedestal) + 1x Transformer

**Measurements:**

Overall = **W1120 x H1114 x Depth 390mm**

Floor to Bottom Panel = **H470mm**

Weight = **45kgs (approx)**



**<< Pedestal Base**

**Solid Base >>**

Supplied in Black + Silver + White



**A4 Portrait - (10x Pocket)**

10x LEDs + (Base or Pedestal) + 1x Transformer

**Measurements:**

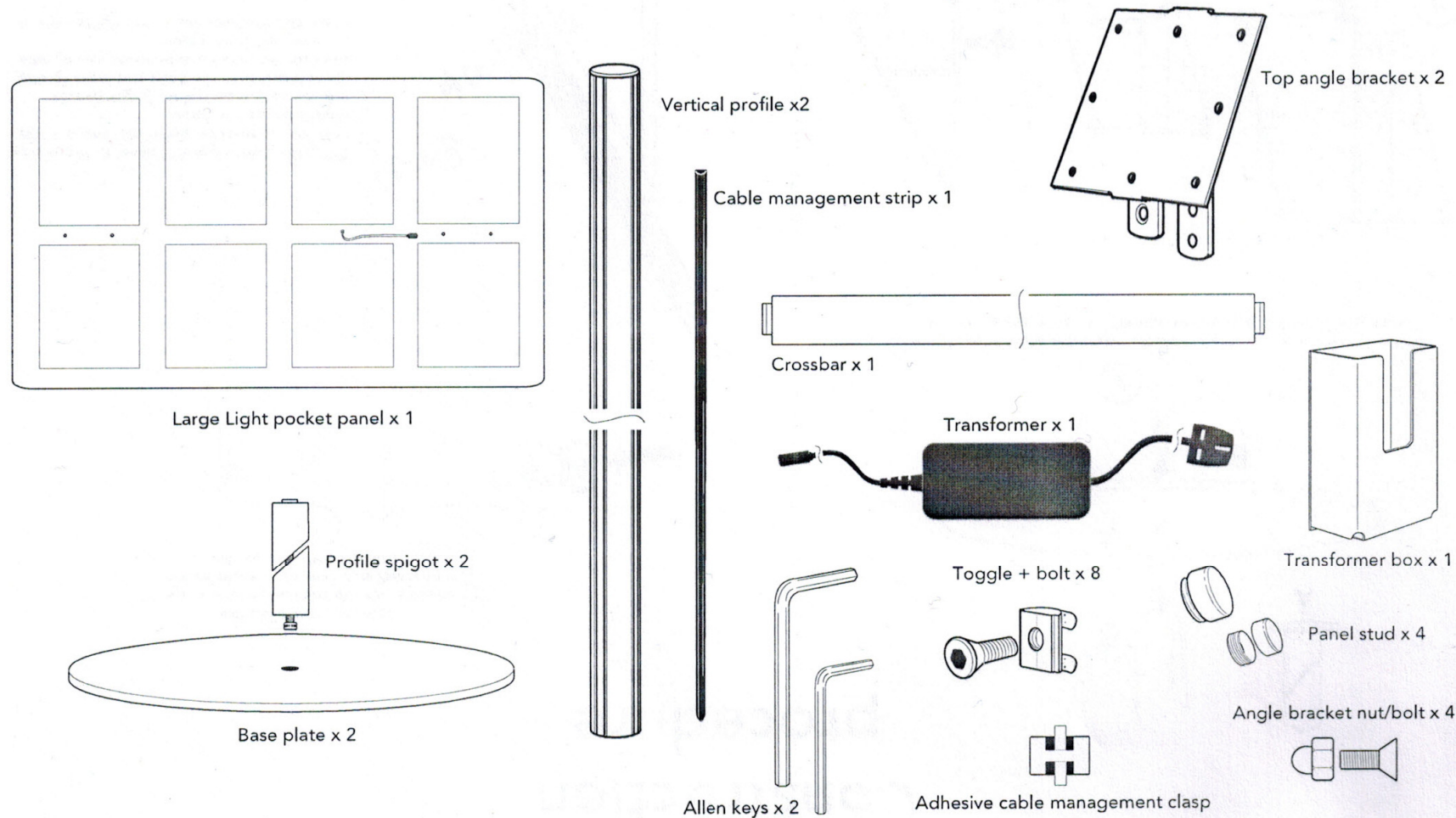
Overall = **W1385 x H1114 x Depth 390mm**

Floor to Bottom Panel = **H470mm**

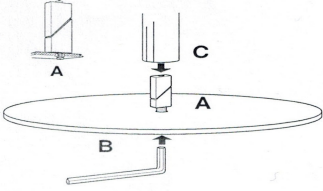
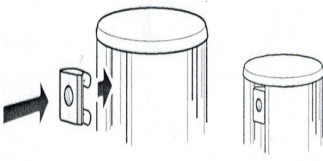
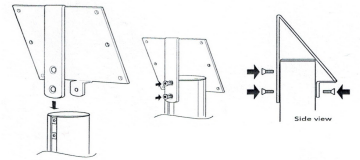
Weight = **50kgs (approx)**



**LED Pockets - Freestanding - "Components"**





<b>Step 1</b>	<p><b>Action 1</b> Dismantle Spigot 'A'</p> <p><b>Action 2</b> Reassemble Spigot 'A' through base plate 'B'</p> <p><b>Action 3</b> Slide profile post 'C' over 'A'</p> <p><b>Action 4</b> Tighten with Allen key (provided)</p> 
<b>Step 2</b>	<p><b>Action 1</b> Slide the 4x toggles into the channel</p> <p><b>Action 2</b> Channel is on rear of post 1</p> <p><b>Action 3</b> This post will also take the transformer box</p> <p><b>Action 4</b> Fit post 2 with 2x toggles</p> 
<b>Step 3</b>	<p><b>Action 1</b> Offer bracket to top of post</p> <p><b>Action 2</b> Resting the bracket plate on the front of the post</p> <p><b>Action 3</b> Now line up the toggles</p> <p><b>Action 4</b> Tighten the bracket to post</p> 
<b>Step 4</b>	<p><b>Action 1</b> With the help of 1 or 2 assistants</p> <p><b>Action 2</b> Offer the Light Pocket Panel to the brackets</p> <p><b>Action 3</b> line up the holes on panel with those in the middle of the brackets</p> <p><b>Action 4</b> Once located, fit the bolts and brass ferules through the panel - loose fit!</p> <p><b>Action 5</b> Repeat this action until all bolts and brass ferules are connected (loosely)</p> <p><b>Action 6</b> Once all loosely fitted - tighten the nuts</p> <p><b>Action 7</b> When all fitted - add the metal caps</p> <p><b>Action 8</b> Now fit the transformer Box</p> 