

Board Type = FLAG BOARD**Portrait** = W610mm x H813mm x D4mm**Landscape** = W813mm x H610mm x D4mm

Artwork Bleed:

Side 1 = 819 x 616mm with bleed

Side 2 = 819 x 616mm with bleed

Artwork:

Side 1 = 813 x 610mm

Side 2 = 819 x 616mm

50mm Post Edge to be left blank

Board Type = V BOARD**Landscape** = W916 x H570mm x D4mm

(2x Faces of W458 x H570mm)

Artwork Bleed:

Side 1 = 1000 x 600mm with bleed

Keep crucial details with the below...

Artwork:

Face 1 = W458mm x H570mm

Face 2 = W458mm x H570mm

Board Type = T BOARD**Portrait** = W610mm x H813mm x D4mm**Landscape** = W813mm x H610mm x D4mm

Artwork Bleed:

Side 1 = 819 x 616mm with bleed

Side 2 = 819 x 616mm with bleed

Artwork:

Side 1 = 813 x 610mm

Side 2 = 819 x 616mm

Allow for post / board holder pins

All Artwork:

1. Ready to send us your designed artwork?
2. Email finished details to = info@estateagentsupplies.co.uk
3. Clearly mention the actual Pantone Code - Or - RAL Codes!
4. Clearly mention the actual Font Names + Sizes
5. Just take into account, post locations and post holder pins, when designing

Ordering:

1. Make online order
2. Send artwork details
3. Wait for Artwork approval
4. Sign off artwork approval
5. We then, go to print

Commercial Board - 3' x 4'



3' x 4'

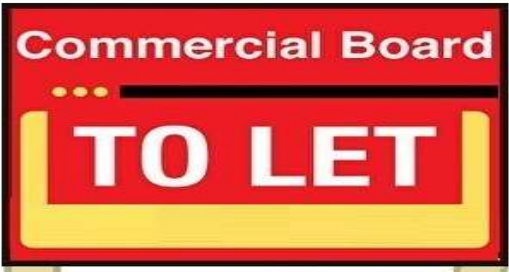
Landscape = W1220mm x H914mm

Artwork Bleed:
1226mm x 920mm (with bleed)

Artwork:
1220mm x 914mm

Take into account post holder pins

Commercial Board - 5' x 4'



5' x 4'


Landscape = W1524mm x H1220mm

Artwork Bleed:
1530mm x 1226mm (with bleed)

Artwork:
1524mm x 1220mm

Take into account post holder pins

Commercial Board - 6' x 4'



6' x 4'

Landscape = W1829mm x H1220mm

Artwork Bleed:
1835mm x 1226mm (with bleed)

Artwork:
1829mm x 1220mm

Take into account post holder pins

All Artwork:

1. Ready to send us your designed artwork?
2. Email finished details to = info@estateagentsupplies.co.uk
3. Clearly mention the actual Pantone Code - Or - RAL Codes!
4. Clearly mention the actual Font Names + Sizes
5. Just take into account, post locations and post holder pins, when designing

Ordering:

1. Make online order
2. Send artwork details
3. Wait for Artwork approval
4. Sign off artwork approval
5. We then, go to print

Examples of 'Bolt's connected to the "Board + Post"



T-Board Bolt Connections

Nylon Nuts & Bolts

Flag Board Bolt Connections

Nuts & Bolts

Nylon Nuts & Bolts are recommended for Flag Boards & T-Boards

They create simple connections and avoid wind damage to the boards, when compared to metal nuts and Bolts

When designing artwork. Also take into account the locations of where the nuts & bolts will be used

Bolt sizes (Estimated)

Post Bolts M8 x 70mm Nuts and Bolts - Website Ref: **BOLTS**

Fixing Bolts M6 x 25mm Nuts and Bolts - Website Ref: **BOLTS**

Important - When designing artwork, take into account the M6 + M8 Bolt Heads

◦ **SALE AGREED** ◦

◦ **SOLD**
SUBJECT TO CONTRACT ◦

◦ **UNDER OFFER** ◦

Examples of 'Fixing Slips"

1. Fixing Slips are W810mm x H300mm
2. Wordings = For Sale + Let By + To Let + Sale Agreed + Sold + Under Offer
3. Colours: White Board, with Bold Red Wording
4. Prove ideal when creating the possible message on house or flat current status
5. Just design your board, to accommodate the message wanted
6. Example = FOR SALE - could be covered with - UNDER OFFER - Fixing Slip
7. Open website and search for = **SLIPS**

Coloured Posts



BLACK



NAVY



RED



ROYAL



WHITE



YELLOW

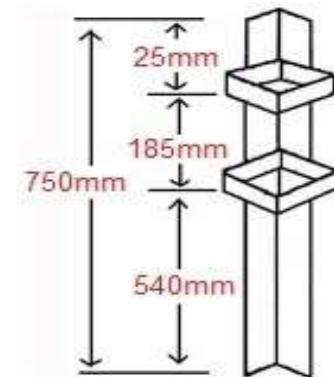
Coloured Posts

1. We supply these in Packs of 20x Posts
2. We also supply them in 6x colour choices
3. White is the main used standard colour - however....
4. You may need to stand-out from the competition, using colour!
5. Website Ref: **POSTS-F** and **POSTS-T**

Post-F = Refers to Posts for Flag Boards, pre-drilled ready for connection

Post-T = Refers to Posts for T-Boards, pre-drilled ready for connection

Metal Posts Stakes



Box Section Stake

1. No Nuts & Bolts required for the post
2. Simply hammer into the ground
3. Then, slide your post into the grooves
4. Designed for posts 60mm x 60mm
5. Perfect solution Provider!
6. Website Ref: **STAKES**

Garden Signs



Acrylic T-Bars



Garden Signs

1. Supplied, with or without boards
2. Simply push into the ground action
3. No nuts and Bolts required H1160 x W660mm overall
4. With slots for signs H450 x W600 and H150 x W00mm
5. Graphics are not supplied
6. Just print locally and secure onto supplied board
7. If graphics are wanted - Tel: 01244 470903
8. As we maybe able to help you
9. Website Ref: **REALSIGNB** and **REALSIGNW**

Acrylic T-Bars

1. Perfect for Student Lets
2. Perfect for a block of flats
3. The listing is for the acrylic bar, shown on the window!
4. Just connect your mini board to the acrylic - Max W400mm
5. Graphics are not supplied or actual board
6. Can be secured to windows or smooth walls
7. If graphics + Board are wanted - Tel: 01244 470903
8. As we maybe able to help you
9. Website Ref: **START6**